

FRAZIER NURSERY



WINDBREAK CATALOG

Vinton, IA
319-472-2649
www.FrazierNursery.com

About Us

For more than 20 years we have been growing quality trees and shrubs for wholesale and retail customers alike.

Committed to providing a positive buying experience, our number one goal is to leave our customers satisfied.

Whether you are looking for a windbreak around your home or livestock facility, trees to add shade to your yard, or new landscaping to provide a pop of color, we would be happy to help. Please feel free to contact us with any questions you may have.

We look forward to working with you!

John, Carolyn, Liz and Alex Frazier



John, Carolyn, Alex,
Liz, Rebound and KC

Services:

- Full line of trees and shrubs
- Windbreak design, installation
- Straw blowing, erosion control
- Tree spade service
 - Four spades available
- CRP planting
- Lawn seeding

Proudly involved with:

- Iowa Nursery and Landscape Association
- The Western Nursery and Landscape Association
- Coalition to Support Iowa Farmers
- Trees for Life

Trees

Austree, Hybrid Willow

Salix matsudana x alba

Our fastest grower, up to 10 ft/year. Great deciduous windbreak tree. Holds leaves well into fall. Two rows best. Spacing, 8 x 10 ft.

Cutting	15 in (20-99)	\$1.75	\$22 / 100 ft
Cutting	15 in (100+)	\$1.00	\$13 / 100 ft
Container	4-8 ft (20-49)	\$12.00	\$150 / 100 ft
Container	4-8 ft (50+)	\$10.00	\$125 / 100 ft

Arborvitae, Techny

Thuja occidentalis 'techny'

Our favorite outside row, windbreak tree. Popular in windbreaks and visual screens. Very cold hardy, dense foliage. Spacing, 10 ft.

Bare root	16-24 in	\$4.50	\$45 / 100 ft
Container	12-18 in	\$10.00	\$100 / 100 ft
Container	18-24 in	\$18.00	\$180 / 100 ft
Container	36-42 ft	\$35.00	\$350 / 100 ft
B&B	6-8 ft	\$110.00	\$1100 / 100 ft

Cedar, Eastern Red

Juniperus virginiana

A tough, native tree. Grows well in sandy soils. Not a common specimen tree. Spacing, 15-20 ft.

Bare root	16-24 in	\$4.50	\$23 / 100 ft
Container	18-24 in	\$18.00	\$90 / 100 ft

Pine, White

Pinus strobus

Midwest native. Hardy, fast growing. 100+ year lifespan. Soft, three inch needles. Prefers moist, well drained soils. Spacing, 25 ft.

Bare root	16-24 in	\$3.50	\$14 / 100 ft
Container	12-18 in	\$10.00	\$40 / 100 ft
Container	18-24 in	\$16.00	\$64 / 100 ft
B&B	36-42 ft	\$45.00	\$180 / 100 ft
B&B	6-8 ft	\$220.00	\$880 / 100 ft

Spruce, Black Hills

Picea glauca 'densata'

Hardy with dark green color. Will tolerate dryer soil and will withstand extreme seasonal conditions. Spacing, 20 ft.

Bare root	16-24 in	\$3.50	\$18 / 100 ft
Container	18-24 in	\$16.00	\$80 / 100 ft
Container	24-36 ft	\$25.00	\$125 / 100 ft
B&B	6-8 ft	\$240.00	\$1200 / 100 ft

Spruce, Colorado Blue

Picea pungens

Blue to dark green. Deer resistant. Used as an accent or ornamental. Susceptible to disease problems. Spacing, 30 ft.

Bare root	16-24 in	\$3.50	\$12 / 100 ft
Container	18-24 in	\$16.00	\$53 / 100 ft
B&B	4-5 ft	\$80.00	\$267 / 100 ft
B&B	6-8 ft	\$175.00	\$583 / 100 ft
B&B	10 ft	\$250.00	\$833 / 100 ft

Spruce, Norway

Picea abies

Our favorite and most popular windbreak tree. Very hardy. Rapid growth. 100+ year lifespan. Spacing, 20-25 ft.

Bare root	16-24 in	\$3.50	\$18 / 100 ft
Container	12.18 in	\$10.00	\$50 / 100 ft
Container	18-24 in	\$16.00	\$80 / 100 ft
Container	24-36 in	\$25.00	\$125 / 100 ft
B&B	6-8 ft	220.00	\$1100 / 100 ft
B&B	10 ft	285.00	\$1425 / 100 ft

Spruce, White

Picea glauca

A hardy windbreak and specimen tree. Good alternative to the Colorado Blue in mass plantings. Spacing, 20 ft.

Bare root	16-24 in	\$3.50	\$18 / 100 ft
Container	18-24 in	\$16.00	\$80 / 100 ft
B&B	24-36 ft	\$25.00	\$125 / 100 ft
B&B	6-8 ft	\$220.00	\$1100 / 100 ft

Volume discount: \$2 off potted evergreens, \$1 off bare root evergreens (50 plants or more)

Windbreak Shrubs

Aronia, Black Chokeberry

Aronia melanocarpa

Unique plant with colorful flower and foliage. Produces healthful, deep purple fruit to be juiced or canned. Spacing, 5 ft.

Container	24-36 in	\$12.00	\$240 / 100 ft
-----------	----------	---------	----------------

Cherry, Nanking

Prunus tomentosa

Midwest hardy, fast growing. Dense, broad shape and small fruit create habitat for wildlife. Spacing, 5 ft.

Bare root	16-24 in	\$3.50	\$30 / 100 ft
Container	18-24 in	\$8.00	\$160 / 100 ft

Cranberry, Highbush

Viburnum opulus

Rapid grower, yet cold hardy. Will tolerate less drained soils. Dense, arched branching. Spacing, 5ft.

Container	18-24 in	\$8.00	\$160 / 100 ft
-----------	----------	--------	----------------

Dogwood, Redosier

Cornus sericea

Fantastic winter color. Medium sized shrub with loose branching. Fruit source for Pheasant habitats. Spacing, 5 ft.

Bare root	16-24 in	\$1.50	\$30 / 100 ft
Container	24-36 in	\$12.00	\$240 / 100 ft

Hazelnut, American (Filbert)

Corylus americana

Large, fast growing shrub. Tolerates sandy or clay soils. Produces tasty nuts for humans and wildlife alike. Spacing, 6 ft.

Container	18-24 in	\$8.00	\$133 / 100 ft
-----------	----------	--------	----------------

Volume discount: \$2 off potted evergreens, \$1 off bare root evergreens (50 plants or more)

Honeysuckle, Common*Lonicera periclymenum*

Fragrant, colorful flower. Upward reaching, dense twigs. Invasive, not allowed in most cost-share programs. Spacing, 4 ft.

Container	24-36 in	\$12.00	\$300 / 100 ft
-----------	----------	---------	----------------

Lilac, Purple, White or Villosa*Syringa*

Traditional, showy, highly fragrant flowers. Medium growth rate with compact, round mature habit. Spacing, 5 ft.

Bare root	16-24 in	\$3.50	\$30 / 100 ft
Container	18-24 in	\$8.00	\$160 / 100 ft
Container	24-36 in	\$12.00	\$240 / 100 ft

Ninebark, Common*Physocarpus opulifolius*

Round, full shape with interesting, peeling bark. White flowers in spring. Orange to maroon fall foliage. Spacing, 5 ft.

Bare root	18-24 in	\$1.50	\$30 / 100 ft
-----------	----------	--------	---------------

Plum, American Wild*Prunus americana*

Large, spreading shrub creates a great hedge. Produces small plums, good for canning or attracting wildlife. Spacing, 7 ft.

Container	24-36 in	\$12.00	\$171 / 100 ft
-----------	----------	---------	----------------

Not all available plants are listed in this catalog. We do have an additional catalog available in print or online with all plant material (fruit, shade, ornamental and shrubs). We can source plants from other growers if we do not grow them ourselves.

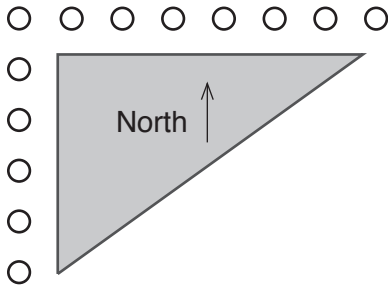


Planting rates

	1-3 trees	4-7 trees	8+ trees
B&B	\$75 each	\$65 each	\$55 each
Container	\$25 each	\$20 each	\$15 each
Tree moving			
44 inch spade	\$185 each	\$165 each	\$150 each
32 inch spade	\$95 each	\$85 each	\$75 each
Flagging & site layout			
	1-20 trees	21+ trees	
	\$5 each	\$3 each	
Delivery \$1.50 per mile round-trip			

Protected area

The shaded area represents the property most protected from the prevailing winds from the west and north.

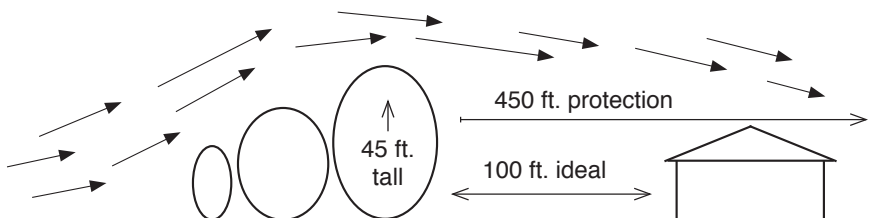


Redirection of the prevailing cold winds


A properly designed windbreak will direct the wind pattern up and over your home, commercial building or livestock facility.

According to Iowa State University, windbreak height multiplied by 10 gives you the area most protected, down wind from the trees.

In the example below, the tallest tree measures 45 feet tall, multiplied by 10, equals 450 ft of protected area.

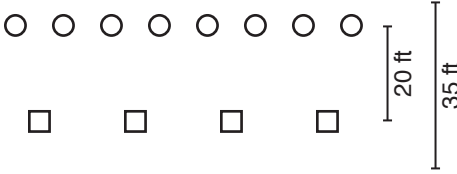


Common layouts



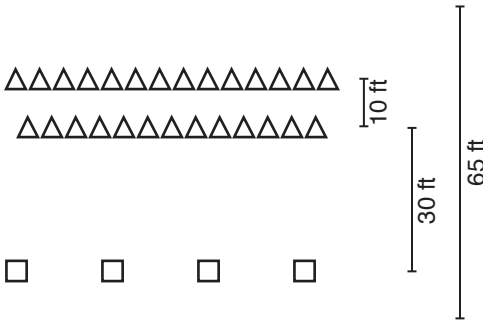
White or Black Hills Spruce, or Eastern Red Cedar.

Norway Spruce or White Pine



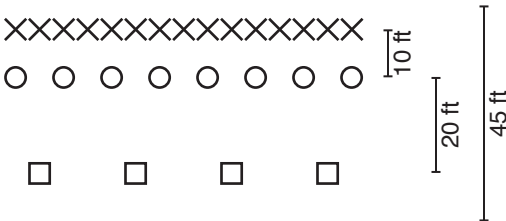
Techny Arborvitae

Norway Spruce



Austree, Hybrid Willow
8x10 spacing, on stager

Norway Spruce or White Pine



Windbreak shrubs

Techny Arborvitae

Norway Spruce

These are common windbreak layouts but it is important to note that every windbreak is different. We visit with our customers and together we design a custom windbreak to best protect an area.

Benefits of trees

A properly designed windbreak or hedge around a home, commercial building or livestock facility can dramatically change the weather conditions, and the overall appearance, for the better.

Slow the wind:

The most common reason windbreaks are planted is to redirect the wind pattern. A properly designed windbreak can reroute the harsh winds over and around an area. Overall height, length of rows and number of rows are the three most important factors in planning the best windbreak for you.

Snow control:

Similar to a snow fence, shrubs and trees can be used as a living snow fence to control where the snow drops on your property, and once established will keep the drift off your driveways, roof, livestock facility and other areas. Ideally, the inside row of your windbreak should be planted 100 feet away from a building to avoid unwanted snow dropping on the roof.

Value:

It should come as no surprise that trees on your property can dramatically increase the overall value. Some studies show mature trees can increase real estate values by as much as 30 percent. Additionally, according to the USDA well-designed and placed windbreaks can reduce energy costs by as much as 20 to 40 percent.

Aesthetics and visual screening :

Planting trees is an easy way to improve the overall appearance of your property. The natural look of trees can help soften the sometimes harshness of homes, buildings, livestock facilities or other structures. Trees are often used around livestock facilities to improve neighbor relations by visually screening the facility from neighboring homes or roads.

Environment:

Trees play a large role in our environment and by planting trees you are providing a valuable asset for your community. Trees earn their keep for many reasons, such as preventing soil erosion by wind and water, absorbing carbon dioxide, providing the oxygen we breath, controlling global temperatures, the list goes on.

Frazier Nursery
2703 61st Street Lane
Vinton, IA 52349



